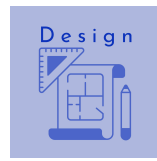


## Core Themes



**Milestone 18**  
BTEC

Increasing range of Arts experiences, including opportunities to use methods and tools with more demanding technical application.



Working within Milestones 14-18 will be the BTEC L1 - L3 qualification

Refine the ability to critically evaluate own art work and the work of others.

**Human Identity**  
Individual, cultural and social identity.

Exposure to increasing range of Artists from different cultures, gender and time periods.

**SHAPE**  
Draw, paint, cut and create with intricate shapes.  
Apply techniques Sculptors use to build up layers to make 3D forms e.g. wire, Mod-Roc. Critique the ways artwork is displayed and exhibited.

**Milestone 14-17** - BTEC

*Line*  
Play with perspective, representing multi-dimensional ideas and images.  
(Apply)  
Critique how Artists play with perspective.

**COLOUR**  
Evaluate how positive/negative images produce contrast. Apply this in your own work.  
Create paintings and drawings using realistic and unrealistic colours.

**TEXTURE**  
Invent and utilise different Textures for a purpose.  
Use precision tools and methods to make artwork e.g. screen printing/paper cutting.  
Hypothesise about the textures and tools Artists have used in their work and why?

**Architecture**  
Skills, understanding painting, pastel and History of Art.  
Mixed media skills




Working within Milestones 10-13 will be WJEC Entry Pathways qualifications

**Basic Elements and Principles of Art**  
Line, shape, form, space, value, colour, texture.



**COLOUR**  
Explore the colours that you can produce using natural materials e.g. dyes.  
Explain how the objects you choose produce different shapes e.g. tie-dye.

**SHAPE**  
Layer your artwork representing shapes in the background-midground-foreground.  
Demonstrate understanding of the relationship between shapes.




**Milestone 10-13**  
WJEC

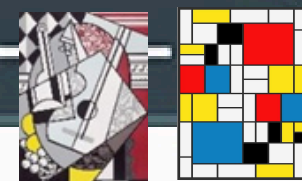
*Line*  
Demonstrate understanding of how patterns/ symbols have been used in Art throughout time. Apply this in your own artwork.  
Make a detailed pattern study. Justify how you have magnified and extended detail.

**TEXTURE**  
Paint, draw and print on different surfaces.  
Explain how different textures impact your artwork. Engrave your design. Make reasoned judgements about your artwork and that of others.

**Objects and Viewpoints**  
Experimentation into Abstraction.  
Expressionism, Cubism, Pop Art, collections, auctions, Art value.



**SHAPE**  
Select different shapes to build drawings, paintings, prints and 3D products.  
Join elements securely. Identify shapes you can see in art works.



Working within Milestone 3-9 will be AQA Unit Award Certification

**COLOUR**  
Explore a range of paint.  
Observe what happens when you mix different colours.  
Use a limited palette to create art works.

*Line*  
Explore a range of mark makers, categorise them according to the marks they make.  
Select and combine lines to make pictures.  
Use bold, medium and fine marks and mark makers.  
Use big body movements to make large scale images.



**Milestone 3-9**  
AQA 1

**Me and My World**  
Figure, Landscape and Architecture

**TEXTURE**  
Combine different media to (e.g. papers/fabrics) make art works.  
Describe how different mediums feel.